

Instructions



1. Sign Up

Sign Up at votefwd.org using a Facebook or Google account, or your email address and a password.

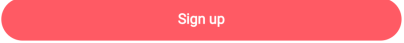
We'll ask for your name, zip code, and some other basics.

Then we'll review and approve you within 12-36 hours; you'll get an email when your account is ready.

Register for a Vote Forward account:

 Sign up with Facebook  Sign up with Google

Or sign up with your email:


 Sign up


Already signed up? [Log in to your account.](#)

2. "Adopt" Voters

Once your account is approved, you'll get an email. Log in at votefwd.org. You'll be assigned the largest active campaign, or you can choose a different one.

Remember that voters you adopt won't be assigned to anyone else. By adopting them, you're committing to send the letters.

 Adopt 5 More Voters
5 letters • 15 min to prepare

 Adopt 20 More Voters
20 letters • 60 min to prepare

3. Download and Print

 Download and print these letters

A button will appear to download a PDF file with letter templates for your adopted voters.

Voter names and addresses will be in the downloaded file.

Open the file you downloaded, and print it!
How to print depends on the computer you're using.



Instructions

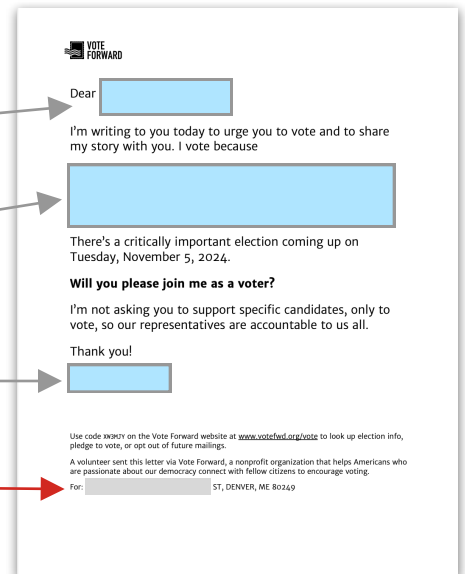
4. Personalize

Handwrite... *The recipient's name (from the footer).*

Why you vote. Be sure not to mention candidates by name.

Your signature.

The recipient's address is at the bottom of each letter in small print.



VOTE FORWARD

Dear []

I'm writing to you today to urge you to vote and to share my story with you. I vote because []

There's a critically important election coming up on Tuesday, November 5, 2024.

Will you please join me as a voter?

I'm not asking you to support specific candidates, only to vote, so our representatives are accountable to us all.

Thank you! []

Use code wacy on the Vote Forward website at www.vote fwd.org/vote to look up election info, pledge to vote, or opt out of future mailings.
A volunteer sent this letter via Vote Forward, a nonprofit organization that helps Americans who are passionate about our democracy connect with fellow citizens to encourage voting.

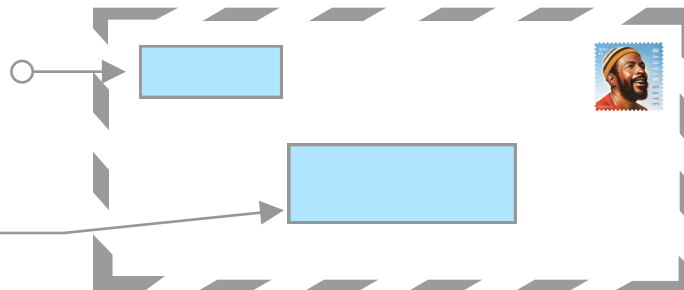
For: [] ST, DENVER, ME 80249

5. Address, Stamp, Seal

Handwrite...

Your name (first name and last initial) on the first line, and "Vote Forward" on the second line)

The recipient's name and address (from the footer)

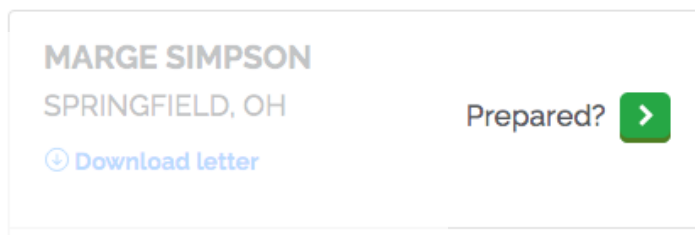


Stamp


Stamps with personality are best!

e.g. Marvin Gaye

6. Mark "Prepared"



MARGE SIMPSON
SPRINGFIELD, OH

Prepared? 

[Download letter](#)

On the website, click the green arrow on each completed letter so we know it's ready to go.

7. Send When Indicated

Send "please vote!" letters shortly before the election, on the date indicated on the website, for maximum impact.

Other letters (e.g. vote-by-mail encouragements) can be sent right away and on a rolling basis.